



# Qazi



# Workbook

Synonyms

Emotions

Missing Letters



Matching Letters






## **Notice for Parents**

This workbook designed to support your child's language, This workbook includes activities that focus on several key areas:

- Missing Letters
- Emotions
- Matching Letters
- Synonyms

This workbook is a great way to practice foundational skills while making learning enjoyable!

Usman Qazi



# Letters in My Name



Write your name in pencil:

Color the letters that are in your name.

E

C

H

U

D

A

U

M

B

F

H

M

N

E

A

Z

G

P

O

U

X

L

E

Y

T

R

A

U

D

B

K

I

H

A

S

E

# All About Me

## My Hobbies

.....  
.....  
.....  
.....  
.....  
.....  
.....




Name

Age

Address

## Fun Facts About Me

.....  
.....  
.....  
.....  
.....



## My Favorite

- Color :
- Food :
- Pet :
- Music :
- Movie :
- Season :
- Place :
- Sports :
- Subject :



## Likes

.....  
.....  
.....  
.....

## When I Grow Up I Want To Be




.....  
.....  
.....



**MISSING LETTERS**

# Beginning Letter Sound

Name the different parts of a house. Then as you say the name of each part, hear the sound and fill in the missing beginning letter.



Student Name: \_\_\_\_\_


Teacher: \_\_\_\_\_

Class: \_\_\_\_\_

Date: \_\_\_\_\_

# The Missing Letter

Look at the pictures below. Say what you see out loud.  
What do you hear? Add the missing letter on the blank.




h e \_




b \_ g




\_ o y



h a \_



\_ n t



s \_ n



\_ w l




t \_ p



m u \_

# Complete Words

Can you write words with the letter E as the beginning and ending sound?




j

t



v

t



r

d



p

n

10

t

n




m

n

# IDENTIFYING THE PARTS OF THE BODY

Below is a person. Identify the different body parts by filling in the correct names.



1	_____	5	_____
2	_____	6	_____
3	_____	7	_____
4	_____	8	_____

# Synonyms

Color the matching synonym of the words inside the box.



**tiny**

big

small



**sad**

lonely

afraid



**beautiful**

tall

pretty



**child**

kid

man



**neat**

tidy

dirty



**scream**

whisper

yell



**house**

home


mall



**glad**

sick


happy



**hot**

heat

freeze



**big**

high


huge



**fast**

late

quick



**finish**

first

end

# MATCHING LETTERS



Name: \_\_\_\_\_


Date: \_\_\_\_\_

# School Objects

Match the drawings with the pictures. Use different colours.




Rubber



Brush



Highlighter



Book



Pencil



Pen



Ruler



Protractor



School bag

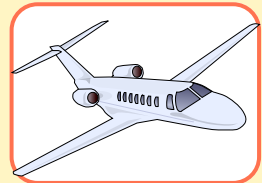


Crayon

# Matching

Match the words with short "e" in them with their pictures.

men



jet



vet



ten



pen



red



# Matching

Match the words with short "a" in them with their pictures.

cat



bag



ant



hat



car



map



# Feelings

1- Look at the pictures and trace the words.



Happy



Excited



Sad



Scared



Angry

2- Match the pictures with the words.



scared


happy

sad

excited

angry

3- Draw faces with different feelings. Point and say.



# MEET MY EMOTIONS


Name .....

Date: .....

Different events make us feel different emotions.

**Can you finish the sentences?**

I feel happy when




---

---

---

I get confused when




---

---

---

I feel proud when




---

---

---

It makes me sad when



---

---



---

Name: \_\_\_\_\_

Date: \_\_\_\_\_

# Facing My Feelings

Complete the faces below by drawing what you look like based on how you feel.



Yesterday, I felt:

-----

Today, I feel:

-----

Tomorrow, I hope to feel:


-----

Name:

Class:

# Check-in

Feelings can be overwhelming for us and that is completely okay! Check-in with your own feelings and see if you can figure them out. Then, fill this container with feeling colors to show how much of each you have right now.



Angry

Happy

Sad

Nervous

Excited

Calm

**A T C**



**T U H**

Name: \_\_\_\_\_

Date: \_\_\_\_\_

# FAMILY MEMBERS

## WORD SCRAMBLE



Unscramble the following family members

ANTU

\_\_\_\_\_

SNO

\_\_\_\_\_

UCLN

\_\_\_\_\_

SESTIR

\_\_\_\_\_

METHOR

\_\_\_\_\_

FRETHA

\_\_\_\_\_

BOERTHR

\_\_\_\_\_

GARNDAP

\_\_\_\_\_

GRMANDA

\_\_\_\_\_

SBLINISG

\_\_\_\_\_

CUONISS

\_\_\_\_\_

DUAGHRET

\_\_\_\_\_



gtfi

---

---

---



gink

---

---

---



lpma

---

---

---



tha

---

---

---



sela

---

---

---



# Family Word Scrambles

Unscramble the family themed words below.

1. iymlaF

---

2. grTteeho

---

3. eoLv

---

4. eaUnnrtdsidgn

---

5. roesgtniF

---

6. Peantr

---

7. niCuoss

---

8. tnooAdip

---

9. slinbSgi

---

10. Hoem

---


11. tHaer

---

12. oBnd

---





nahd

\_\_\_\_\_




are

\_\_\_\_\_



yee

\_\_\_\_\_



otof

\_\_\_\_\_



soen

\_\_\_\_\_



uthom

\_\_\_\_\_

